

# Neata<sup>®</sup>

+ Super energy

## Deep Cycle Long Life series

Datasheet : NTD12-134(12V134AH)

<b>Nominal Voltage</b>	12V
<b>Number of cell</b>	6
<b>Design Life</b>	12 years
<b>Nominal Capacity 77°F(25°C)</b>	
20 hour rate (6.7A, 10.5V)	134Ah
10 hour rate (13.1A, 10.5V)	131Ah
5 hour rate (22.1A, 10.5V)	110.5Ah
1 hour rate (83.6A, 9.6V)	83.6Ah
<b>Internal Resistance</b>	
Fully Charged battery 77°F(25°C)	≤3.8mOhms
<b>Self-Discharge</b>	
3% of capacity declined per month at 20°C(average)	
<b>Operating Temperature Range</b>	
Discharge	-20~60°C
Charge	-10~60°C
Storage	-20~60°C
<b>Max. Discharge Current 77°F(25°C)</b>	950(5s)
<b>Short Circuit Current</b>	2250A
<b>Charge Methods:</b> Constant Voltage Charge 77°F(25°C)	
<b>Cycle use</b>	2.40-2.45VPC
<b>Maximum charging current</b>	40.2A
<b>Temperature compensation</b>	-30mV/°C
<b>Standby use</b>	13.6-13.8V
<b>Temperature compensation</b>	-20mV/°C



Wide Range Temperature



Warranty



Maintenance Free



Deep cycle Technology



easy use

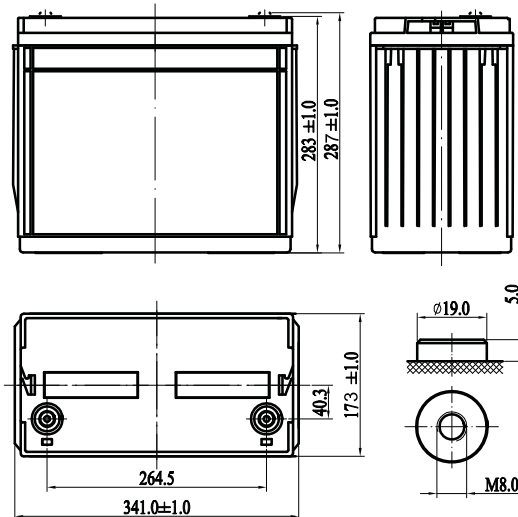


long life

### Mechanical Characteristics

Length(mm / inch)	341 / 13.52
Width(mm / inch)	173 / 6.86
Height(mm / inch)	283 / 11.21
Total Height(mm / inch)	287 / 11.30
Approx. Weight(Kg / lbs)	41.0/ 90.2

\* Weight deviation: ± 3%



### Technical Characteristics

#### Discharge Constant Current (Amperes at 77°F25°C)

End Point									
Volts/Cell	10min	15min	30min	1h	3h	5h	10h	20h	
1.60V	294	239	135	83.6	34.3	23.3	13.3	6.80	
1.65V	278	230	131	83.0	33.5	23.0	13.2	6.78	
1.70V	263	220	127	81.3	32.8	22.5	13.1	6.75	
1.75V	247	210	122	78.9	32.1	22.1	13.1	6.70	
1.80V	232	201	119	76.3	31.2	21.7	13.0	6.67	

#### Discharge Constant Power (Watts at 77°F25°C)

End Point									
Volts/Cell	10min	15min	30min	45min	1h	2h	3h	5h	
1.60V	531	423	256	181	168	92.6	66.0	45.9	
1.65V	504	409	248	178	165	91.1	65.2	45.7	
1.70V	478	396	242	174	163	89.4	64.4	45.3	
1.75V	453	382	234	169	158	87.8	63.7	45.0	
1.80V	423	369	226	166	153	86.9	62.5	44.6	

(Note)The above characteristics data are average values obtained within three charge/discharge cycles. All data shall be changed without notice, Neata reserves the right to explain and update the information.

**SHENZHEN OFFICE (CHINA)**  
Tel: +86-755-2691-9474  
Fax: +86-755-2691-9474

Recognized under CE/ IEC and certified by ISO9001 ,14001



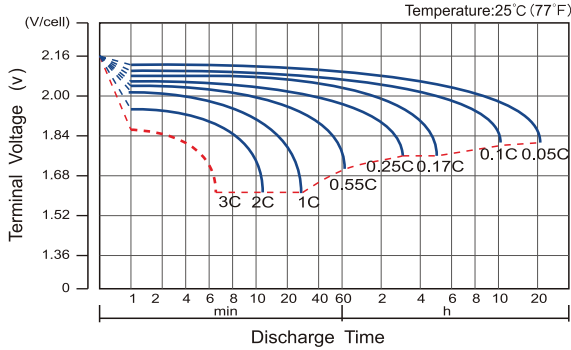
**Neata<sup>®</sup>** //Shenzhen Neata Power Tech co.,Ltd//www.neata-batt.com

# Neata<sup>®</sup> Deep Cycle Long Life series

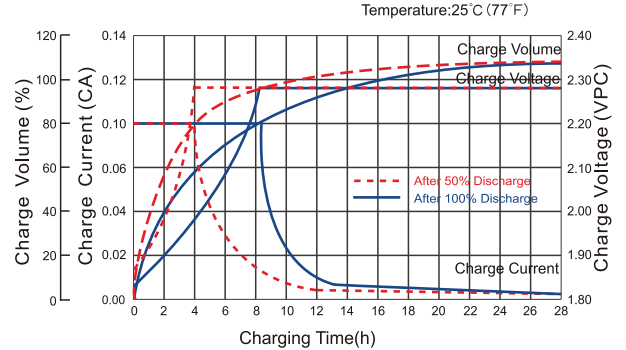
Datasheet : NTD12-134(12V134AH)

+ Super energy

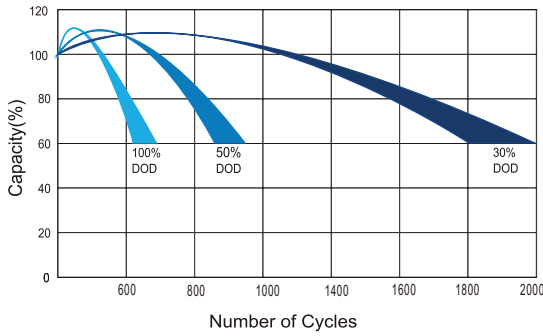
### Discharge Characteristics Curve



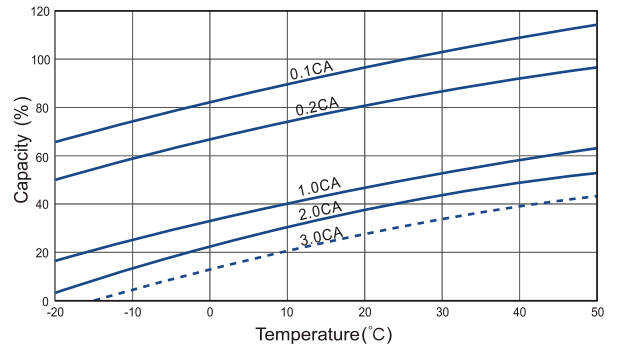
### Charge Characteristic Curve For Standby Use



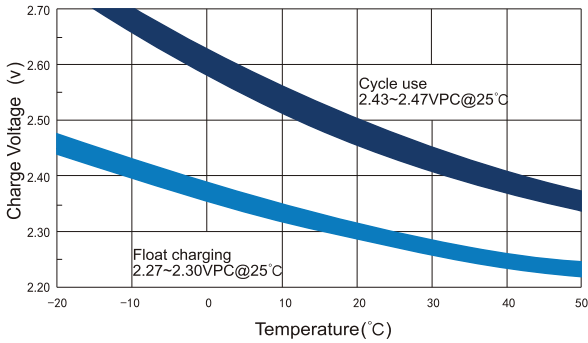
### Cycle Life In Relation To Depth Of Discharge



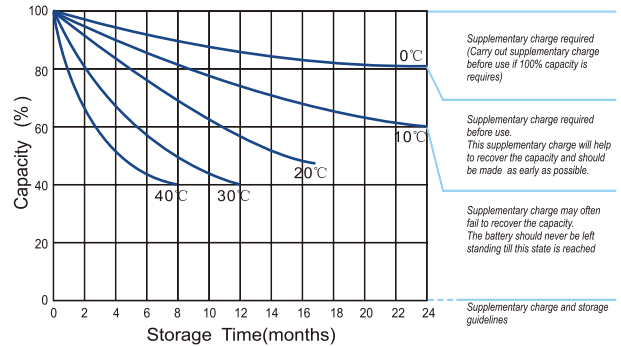
### Temperature Effects On Capacity



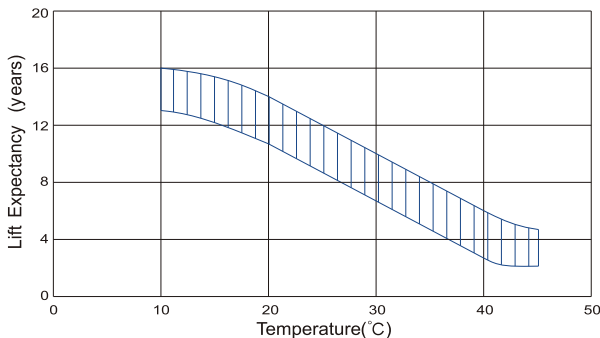
### Relationship Between Charging Voltage And Temperature



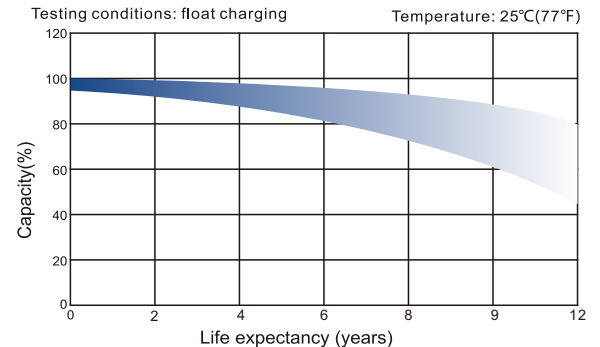
### Storage Characteristics



### Effect Of Temperature On Long Term Life



### Life Characteristics Of Standby Use



SHENZHEN OFFICE (CHINA)  
Tel: +86-755-2691-9474  
Fax: +86-755-2691-9474

Recognized under CE/IEC and certified by ISO9001,14001

